



TEACH THE
TEACHER

Welcome!!

A graphic of a spiral-bound notebook with a white page and an orange cover. The spiral binding is at the top. On the left side of the page, there are two horizontal rectangular tabs: a pink one on top and an orange one below it. The text is centered on the page.

ACKNOWLEDGEMENT OF COUNTRY

We would like to acknowledge that this meeting is being held on Aboriginal lands and recognise and pay our respects to all Aboriginal peoples as the traditional custodians of this beautiful country as well as Elders both past, present and emerging.

What is Teach the Teacher?

- Teach the Teacher program is a whole school student-led framework to encourage and enable student voice, agency and leadership delivered by VicSRC.
- Teach the Teacher supports students to drive change at school by leading collaborative conversations with teachers, school leadership and staff.



Vic
SRC
Victorian Student
Representative Council

ICE BREAKER!



A QUICK Trivia!

Who are our three year 12 school captains of 2021?

Can you name all current year 10 electives?

Name all year 10, year 11 and year 12 student leaders of 2021.

How many classrooms are there in the GP and DC buildings?

ICE BREAKER QUESTIONS:

What's the most embarrassing moment you've had during remote learning?

What's the most number of students you've had turn on their cameras in one class?

What would you be if you weren't a teacher?

TODAY'S MEETING AGENDA!

Our aim today is to work together to create new ideas that can be easily implemented into the classroom and is beneficial to both students and teachers within our Lakeview school community.

- Firstly, we will begin by presenting the data that has been collected to you
- Then we will present the ideas that we have developed in our workshops
- We will continue to break off into smaller groups and dive deeper into each idea
- Finally, we will come back together to share our ideas, suggestions and thoughts




The Data

The following data
was gathered from
both the students
and the teachers

**-BIG THANK YOU
TO THOSE WHO
CONTRIBUTED TO
OUR RESEARCH BY
COMPLETING THE
SURVEY!**

What are some things that you are already implementing within the classroom to make it more engaging for students



- Asking students for feedback
- Allowing students to have control over their learning
- Initiating classroom discussions
- Using a variety of teaching and learning strategies
- Connecting and applying content learning to outside of the classroom

Do you think knowing your students on a personal and level is essential to their learning performance and improvement?



Having a positive relationship with students helps understand them and their learning needs



Positive relationships with students are important but there needs to be boundaries between the student and teacher relationship



Having a progressive rapport between students and teacher produces engagement in the classroom

What can your teacher do in the classroom to make your class more fun and engaging?

- Different classroom activities
- Having different levels of work within the classroom
- Classroom discussions
- Having small breaks within the double lessons



OUR IDEAS!



- Development
- Environment
- Wellbeing and Connections

Development

Character Profiles

- *Student Character Profiles* would include information about the student, such as their academic skills and struggles, school based goals and goals for the future etc.
- There would also be *teacher character profiles* and would focus on information about their teaching style e.g. “I teach with PowerPoints and use Edrolo”

E
X
A
M
P
L
E

GET TO KNOW **ME**

MY FAVOURITE SUBJECT IS:

I LIKE TO LEARN THROUGH:

MY ACADEMIC GOAL THIS YEAR IS:

LAST YEAR I STRUGGLED WITH:

I AM LOOKING FORWARD TO:

Development

Student Self Assessment



Student self assessment would be students rating themselves based off of the success criteria. This ensures students are able to reflect on their learning within the classroom, as well allowing teachers to understand where each student is up to. Additionally, granting the opportunity for students to seek help from their teachers.

This can be done on
Microsoft forms, Survey Monkey, Google Forms
or any platform that best suits the teacher.




Google Forms



Environment

Classroom Setup

Setting up the tables in a U shape to create an inclusive and collaborative working environment .



Greetings

Saying good morning/afternoon/hello to each student as they walk into the classrooms and students. Creating the opportunity for further conversations to happen between teacher and students



Wellbeing and Connections

Brain Breaks



Having a 5 minutes breaks, mostly done within the 2 hour double sessions, this can include physical movements, mindfulness movements and sensory activities. They have been proven to improve efficacy and performance within classrooms. Examples of brain breaks are a game of rock, paper scissors or table top push ups.

Wellbeing and Connections

Getting to know you

This can be done at the start of the year as well as throughout the school year.

Examples such as having conversations within the classroom about outside of school topics or marking the roll by answering questions with said topics.

Possible Topics:

- Future goals
- Favourites; movies, sports, music etc.
- Extracurricular activities



BREAKOUT GROUPS!



- *You will be now transferred to the break out room*
- *Whilst in the break out room you will discuss one of these topics*
- *When your group is ready to leave and return back to the original teams meeting you will need to re - join the call*

Environment

Please write pro and cons that relate to each idea:

SEATING PLANS

PROS	CONS
<ul style="list-style-type: none">- Can get to all the students- Opens up conversations- More team perspective of the classroom- Easier group chat- Can easily move around and use the body language--	<ul style="list-style-type: none">- Bigger size classes, doesn't work with a lot of students- Can become time consuming---

GREETINGS

PROS	CONS
<ul style="list-style-type: none">- The students leave their computers closed- In science classes always greet- Puts their mics on--	<ul style="list-style-type: none">- There are no cons- Logistics when running from one class to another--

Do you have any other ideas that would help improve *Environment* factors within the Classroom?

- Talk to teachers about the classroom space
- Having student work on the wall
- Having posters and words, vocabulary and visual reminders
- Motivational quotes, wellbeing posters
- Having not only subject specific
- At the start of the year students can brainstorm how to decorate the walls
- Having pathways projects for decorating the walls
-

Wellbeing and Connections

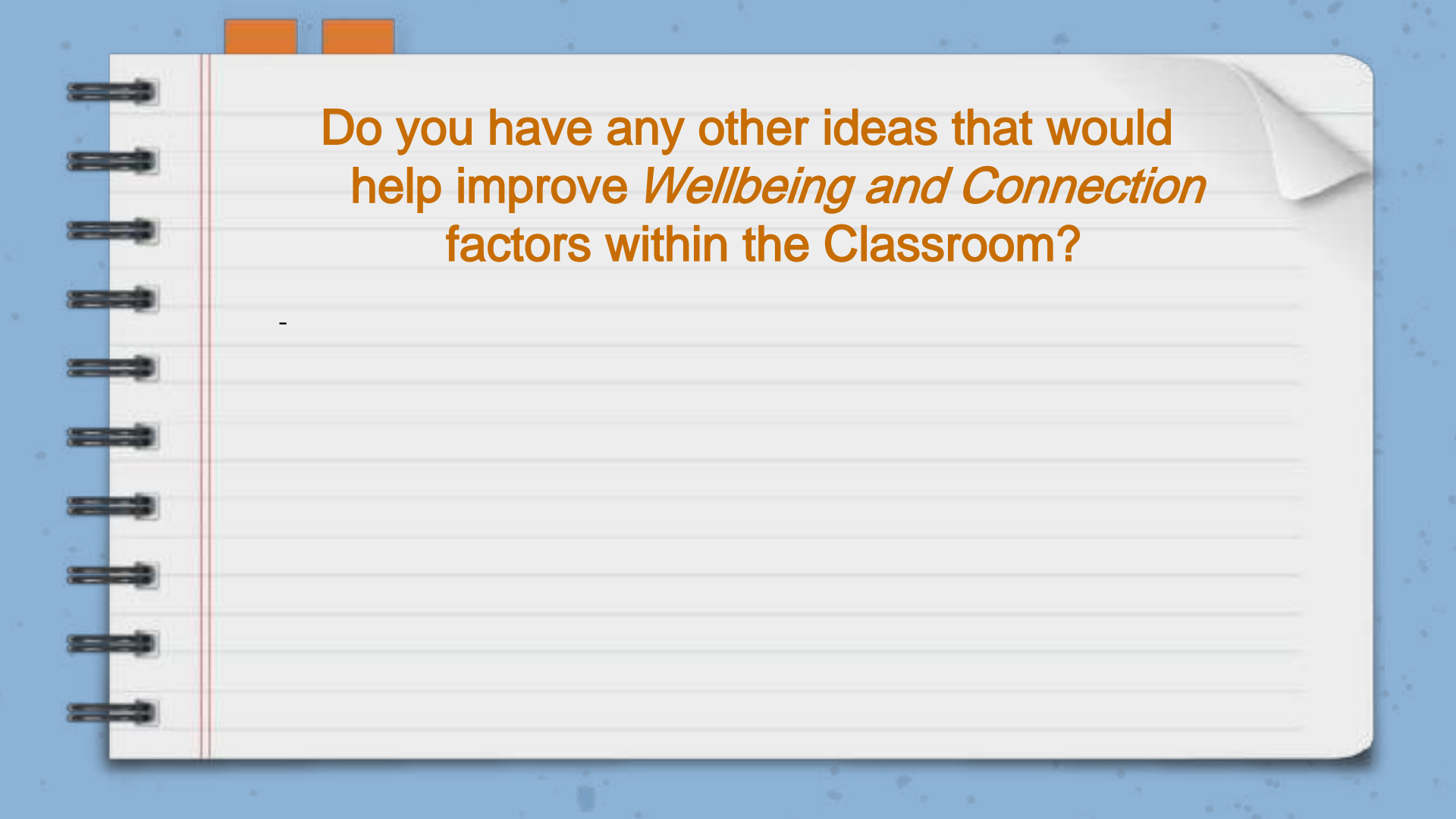
Please write pro and cons that relate to each idea:

BRAIN BREAKS

PROS	CONS
<ul style="list-style-type: none">- would be good to take 2 brain breaks within a double session- taking everyone out for breaks (bathroom breaks) ensures students don't miss important content- increases connections and relationships with teacher and student	<ul style="list-style-type: none">- it takes a long-time getting people up and moving- teacher may only do brain breaks in unresponsive and unengaged classes- practical subjects don't take brain breaks because they are already up and moving- year 12 is time sensitive and so they may not be able to take breaks in classes

GETTING TO KNOW YOU

PROS	CONS
<ul style="list-style-type: none">- shows interest in the students (asking what they're doing that weekend, then ask on Monday morning)- it's good starting it at the beginning - shows development of a relationship- hearing the voice of students is needed more often	<ul style="list-style-type: none">- having boundaries for what can and can't be shared between students and teachers- developing strategies for students who are not big on talking-



Do you have any other ideas that would help improve *Wellbeing and Connection* factors within the Classroom?

Development

Please write pro and cons that relate to each idea:

CHARACTER PROFILES

PROS	CONS
<ul style="list-style-type: none">- Have worked well and effectively with coordinators and their offices- Sharing Birthday at the start of the year and giving and receiving shoutouts- Have poster up in each classroom if who teaches in that room AND collaboration space for both students and teachers	<ul style="list-style-type: none">- CONSTRUCTIVE FEEDBACK - students might get sick of doing it in each class - do in pathways and then share with teachers across classes AND pathways teacher builds relationship with students

STUDENT SELF ASSESMENT

PROS	CONS
<ul style="list-style-type: none">- Showcase the classes that already do it to everyone.- Referring and reflecting on whether the learning intention and success criteria has been achieved in each class- Aligns with this ^ idea developed by staff leadership-	<ul style="list-style-type: none">- Currently we are better at doing this closer to exam time.---

Do you have any other ideas that would help improve *Development* factors within the Classroom?

- Any opportunity to self reflect is great – after a SAC or exam and the feelings afterwards.

-
-
-

A spiral-bound notebook with a white cover and lined pages is set against a blue background with white speckles. The notebook is open to a page with the words "THANK YOU!" written in large, bold, orange capital letters. The text is underlined with pink lines. A yellow sticky note is attached to the top edge, and another yellow sticky note is attached to the bottom left corner. On the right side, there are two rectangular sticky notes, one orange and one pink. The notebook has a silver spiral binding on the left side.

THANK YOU!

We
appreciate
your
cooperation